

**Introduction:**

- Unique design of A & B side plates and 22 PCS sleeves provide wide application for domestic and import vehicles.
- Easy work to remove and install for :
  - Bearing bush
  - Silent bearing
  - Hydraulic bearing
  - Rubber bearing
- Available work under cars or work with press machines.

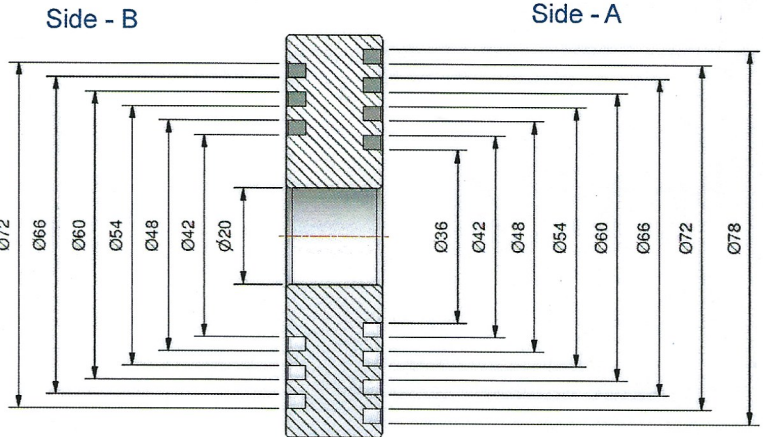

**CALIFORNIA PROPOSITION 65 WARNING:**  
 This product can expose you to chemicals including DEHP, which is known to the State of California to cause cancer and birth defects or other reproductive harm. For more information go to [www.P65Warnings.ca.gov](http://www.P65Warnings.ca.gov).

**Contents:**

- Spindle (4PCS)
- **A & B Plate ( 2 PCS)**



L: 450mm spindles (one side with 27mm hex nut) (one side with 27mm double-D nut)	
M10 x P 1.5	M12 x P 2.0
M14 x P 2.0	M16 x P 2.5



- Sleeve **A** (13 pieces) - Gold



L: 95mm
D44 x d34
D46 x d36
D54 x d44
D56 x d46
D58 x d48
D66 x d56
D68 x d58
D70 x d60
D78 x d68
D80 x d70
D82 x d72
D85 x d75
D90 x d80

- Sleeve **B** ( 9 pieces )-Silver



L: 95mm
D48 x d38
D50 x d40
D52 x d42
D60 x d50
D62 x d52
D64 x d54
D72 x d62
D74 x d64
D76 x d66

**Instruction:**

- Step 1: Connect suitable spindle, plates, and sleeves one after one. (fig.1)
- Step 2: Work with 27mm wrench for removal / installation of bush easily.

*NOTE: The special U-shape hole on each sleeve helps users to see the working.*

When work with PRESS MACHINE, please choose press adaptor to avoid damage on plates. (fig.2)

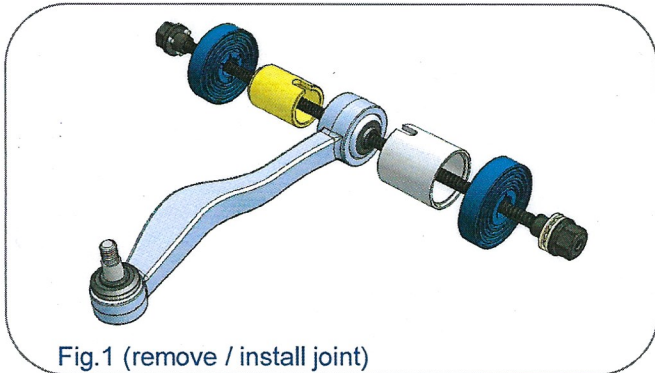


Fig.1 (remove / install joint)




Fig.2 (work with press machine)